



UMBRELLA TEA HOUSE

傘庵

Kazuhiro Yajima architect
矢嶋一裕建築設計



傘庵 UMBRELLA TEA HOUSE

Location : Shizuoka, Japan

Principal use : Tea house

Design period : 2010

Total floor area : 5.9sqm

設計 Design

茶室しつらい・監修 : 木村宗慎

設計 : 矢嶋一裕

Supervision : Soshin Kimura

Design : Kazuhiro Yajima

施工 Construction

日吉屋 西堀耕太郎

Hiyoshiya Workshop Co., Ltd.

仕上げ Finish

天井/壁 : 真竹、不織布

床 : 縁なし畳 (目積表 t=35)、集成材

協賛 : 大久保文之 (畳ネットオオクボ)

Ceiling / Wall : Bamboo, Nonwoven fabric

Floor : Tatami mats (by Fumiyuki Okubo)

撮影 : 繁田諭 (ナカサ&パートナーズ)

Photo : nacasa & partners



— 傘庵 —


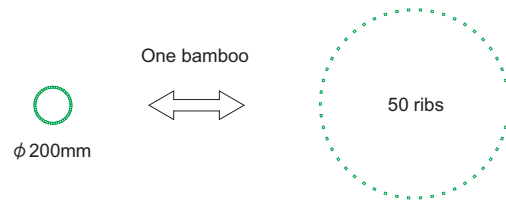
静岡県で三年に一度開催される、お茶文化の普及と創造を目的とした「世界お茶まつり」において、野点傘を応用した茶室「傘庵」を展示した。和傘と同じ架構および開閉機構を用いることで、折りたたむことができ、持ち運び可能な茶室である。

傘庵では、和傘の架構（傘骨）がそうであるように竹をあらかじめ割って構造体とすることで、割れやすい竹の短所を補うだけでなく、竹のしなやかで弾性に優れた長所を構造体として生かしている。

和傘の傘骨は一本の竹を割って作られている。隣り合う傘骨同士をくっつけると、割かれる前の一本の竹に戻るという仕組みである。傘庵の天井・壁・床に使用している骨組も同じように一本の竹から作られている。つまり、内部空間は直径20cm程の一本の竹から生まれた京量2量を内包する茶室空間となっているのである。

閉じる際、中心部を吊り上げる必要がある。総重量6kgという軽さから、釣竿で中心部を釣り上げる方法を考案した。この方法を用いることで、どこでも簡単に開閉を行うことができる。

「傘庵」で用いられた技術および素材は、和傘の長い歴史に裏付けられた合理性と耐久性を併せ持つものである。今後、茶室空間としてだけでなく、店舗での間仕切りや災害時の避難所（体育館等）での簡易個室等としても使用することが検討されている。



Bamboo

What is interesting about this tea house is that I used bamboo for main structure.

Bamboos are excellent material. Japanese architecture has used bamboo since ancient times. Because bamboos are so light, strong and easy to work, bamboos make a very versatile material. (The only substitute I can think of is carbon fiber. But the price is high.)

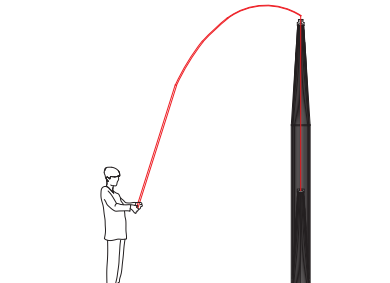
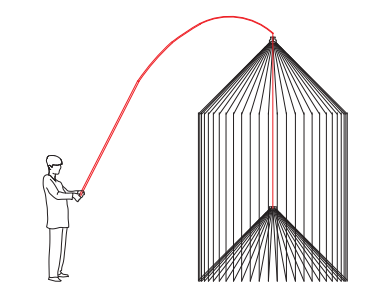
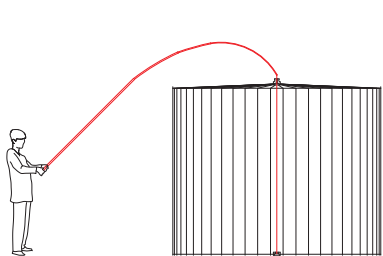
But Bamboos have one drawback. They are breakable. Bamboos have the different shrinkage rate between the inside and the outside.

Bamboos are not appropriate for main structure.

I used only one bamboo for this tea house. When I made this tea house, I cut it into 50. So they are not cracked anymore. So when you close it, it eventually becomes one bamboo.



This tea house is foldable like umbrella.



Fishing Pole

You can close it easily with a fishing pole. You just lift it up using a fishing pole. It's possible because it only weighs 6kg (about 13lb). You can take, open and close it anywhere you like.

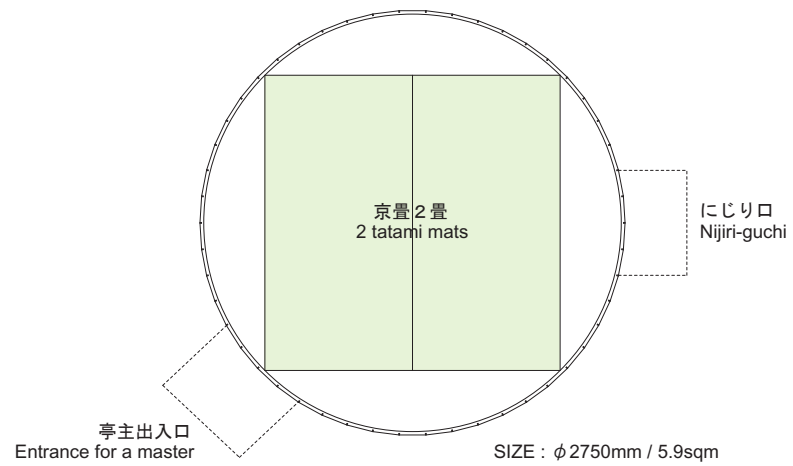


Japanese Umbrella with Queen Elizabeth (1975)

Umbrella

I got this idea from Japanese umbrella.

They have long history for over 1000 years. Long history shows us that they got optimum mechanism, durable material and beauty for appearance. I incorporate this established system in this tea house.



Tatami mats

Tatami mats have special characteristic in tea ceremony. They influence the way people behaved indoors and also provided precise placements for setting down the utensils used in tea ceremony.

The tea house requires at least 2 tatami mats. This tea house has 2 tatami mats inside. We decide the size of this tea house based on the size of tatami mats.



Entrance for a master



Nijiri-guchi


Entrance

This tea house has 2 entrances.

Smaller one is for a guest. The guests enter the tea house through a very low and narrow entrance called nijiri-guchi. The reason why it's small is that people need to bow to go inside so that they feel humble and leave social status outside. For example, samurai have to enter a tea house without their swords. No matter how high ranking samurai you are, we are equal in this tea house. It's a place of peace and equality.

In the future

The interesting thing is that we are considering using the tea house as shelters for disaster victims, restaurant tables and so on.



矢嶋一裕 **Kazuhiro Yajima**

Address 埼玉県吉川市川藤884-1
884-1 Kawafuji Yoshikawa Saitama, 342-0005 Japan

E-mail yaji@peach.ocn.ne.jp

1976 Born in Saitama, Japan
2001 Graduated from Department of Architecture, Hosei University
2003-04 Kunst Academy in Stuttgart, Germany
2005 Completed the Master course, Hosei University
2005-09 ADH architects
2010- Kazuhiro Yajima architect